



Spoonflower

Holiday Stocking

FREE SEWING PATTERN

Holiday Stocking

What You Need:

- One yard of fabric
- Blank fabric for the strap
- Fabric scissors or rotary blade
- Sewing machine
- Measuring tape
- Thread
- Pins

Recommended Fabrics:

- Polartec® Fleece for the stocking
- Sateen for the strap

To Print + Assemble:

- Printer
- Printer paper
- Scissors to cut paper
- Tape

Holiday Stocking Pattern

Stocking Sock

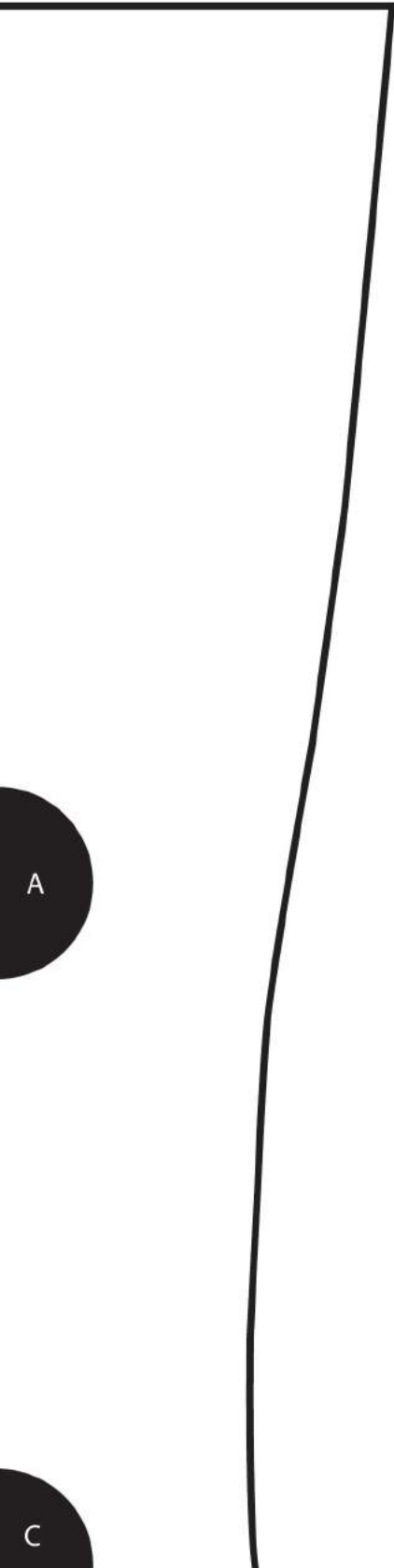

Cut 2

A

B

C

Test Square (1"x1")



Cuff


Cut 2



Strap

Cut 1





B

C

D

